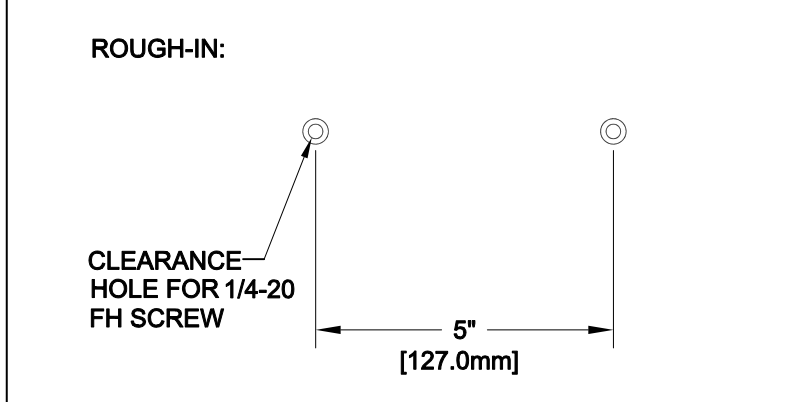
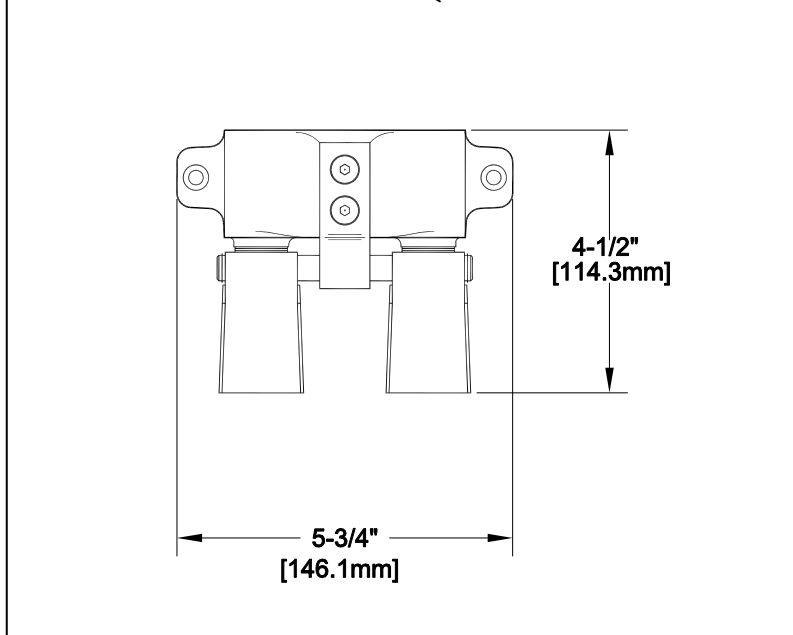
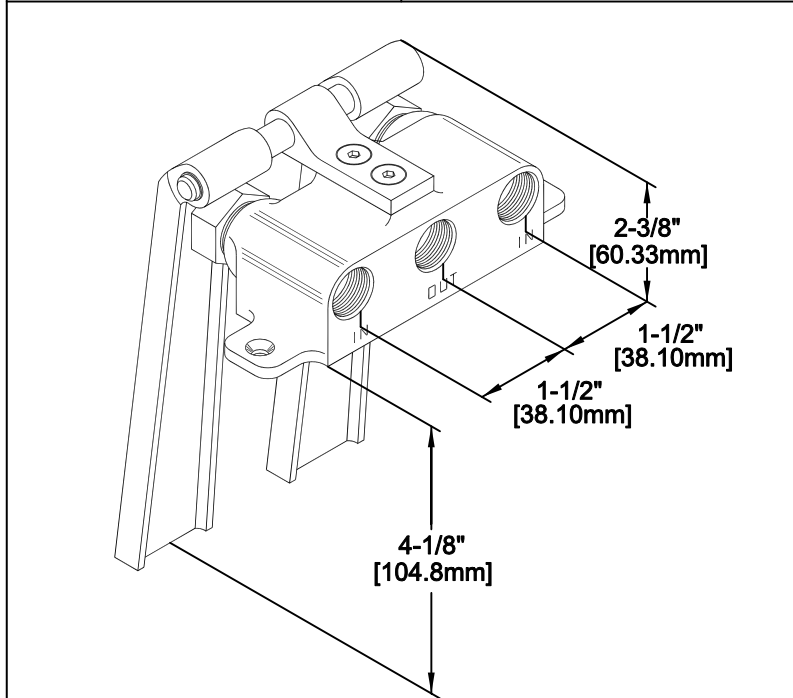


APPLICATION:  
 JOB NAME:  
 QUANTITY:                      ITEM NO.

PRODUCT NAME:  
 DOUBLE KNEE CONTROL VALVE FLOOR MOUNT  
 SPECIAL CONFIGURATION  
 CHECK BASE MODEL AND OPTIONS  
 MODEL:  
 3174



OPTIONS OR MODIFICATIONS:  
 SUPPLY LINES (24" OR 36") CIRCLE LENGTH  
 NIPPLES  
 ELBOWS  
 HANDLES (CROSS OR WRIST) CIRCLE STYLE  
 VANDAL RESISTANT KIT  
 OTHER \_\_\_\_\_

**FEATURES**

- \* PEDAL ANODIZED ALUMINUM
- \* CYLINDER CLOSES WITH WATER FLOW
- \* POLISHED CHROME

**RECOMMENDED SETTINGS**

- \* 110°F AT 80 PSI

**SYSTEM LIMITS**

- \* TEMP: 40°F MIN. TO 140°F MAX.
- \* PRESSURE 200 PSI MAX. STATIC

**SHIPPING WEIGHT**

- \* 3.5 LBS