

**LKDC Series Classroom/Institutional Single Handle Faucet  
Model LKDC2223****FEATURES****Model LKDC2223**

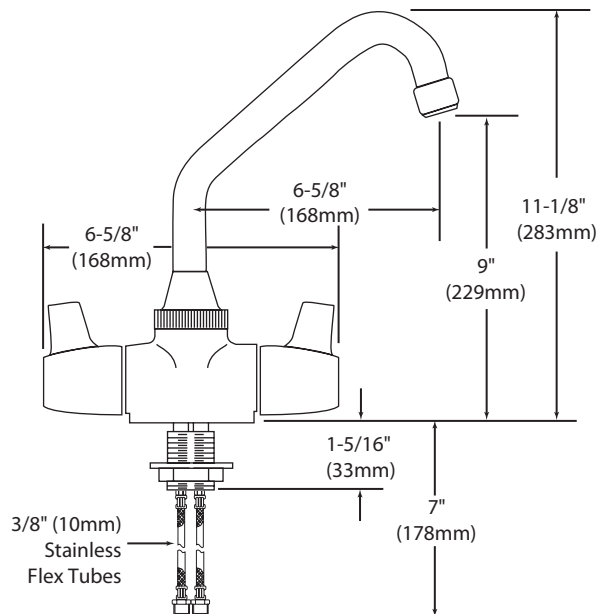
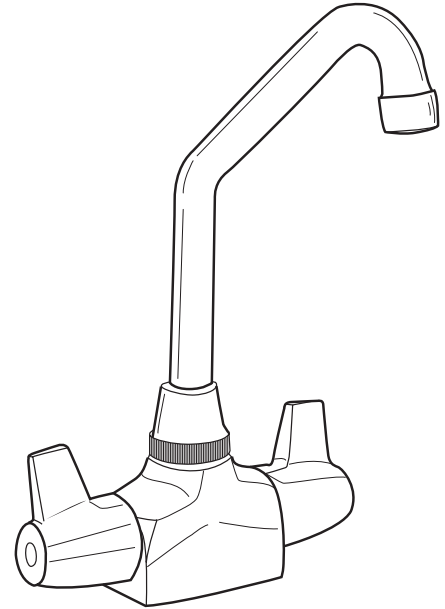
- Single hole top mount installation
  - 1-1/2" (38mm) faucet hole required
  - Maximum countertop thickness 7/8" (22mm)
- Dual handle faucet
- 360 swing spout, overall height 11-1/8" (283mm)
- High polished, chrome plated finish
- 3/8" (10mm) compression stainless steel flex hoses
- Removable ceramic disc cartridge
- Ship Wt. 5 lbs. (2.3Kg)
- Maximum flow rate
  - 2.5 GPM/9.5 L/min at 80 P.S.I.G.
  - 2.2 GPM/8.3 L/min at 60 P.S.I.G.

**WARRANTY**

- Limited Lifetime

**COMPLIES WITH:**

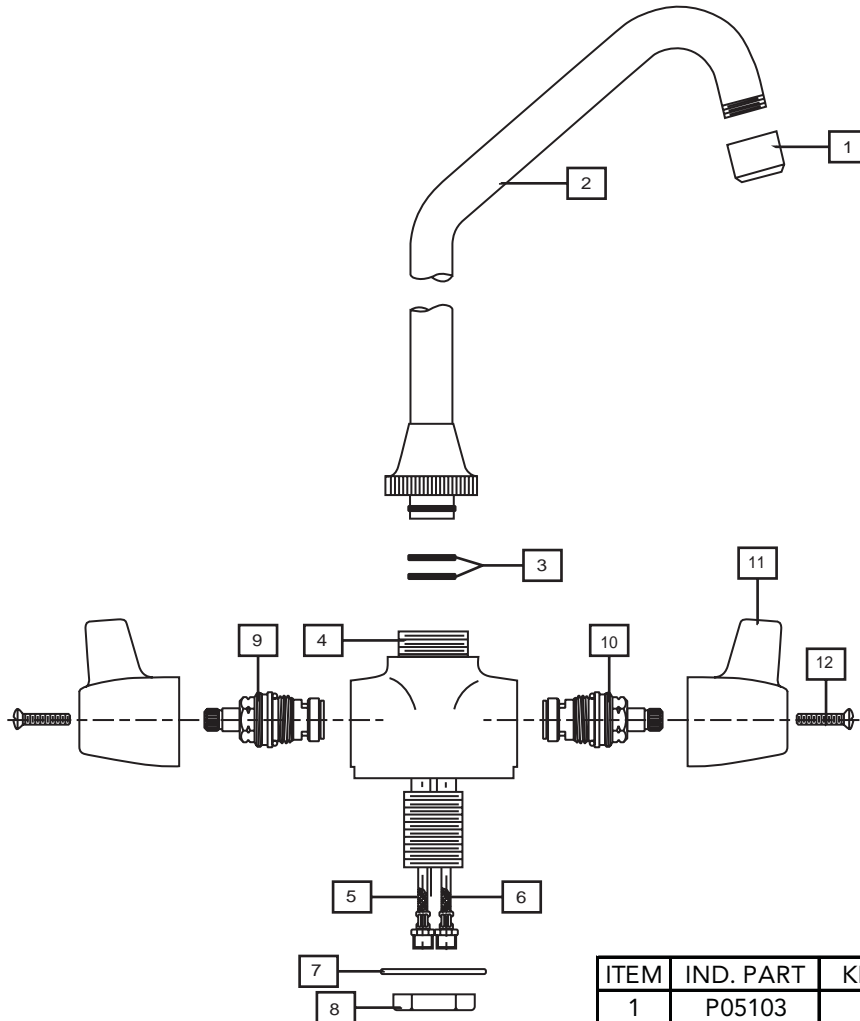
- ADA
- ANSI/NSF61 - Certified
- ASME 112.18.1/CSA B125.1
- CA AB1953/VT S152



SEE OTHER SIDE FOR REPLACEMENT PARTS

## LKDC Series Classroom/Institutional Single Handle Faucet Model LKDC2223

\*Parts ending in NL effective  
10/1/2009. Prior to 10/1/2009  
order part less NL suffix.



ITEM	IND. PART	KIT PART	DESCRIPTION
1	P05103	A54903	AERATOR
2	A54772		SPOUT
3	P37112		O-RING
4	A74990NL	N/A	BODY
5	A53901	N/A	HOT FLEX TUBE
6	A53902	N/A	COLD FLEX TUBE
7	A51334	N/A	WASHER
8	A51289	N/A	NUT
9	P29122NL	N/A	LH CARTRIDGE
10	P29121NL	N/A	RH CARTRIDGE
11	A74921	N/A	HANDLE
12	P36120	N/A	SCREW