

## Hi-Arc® Dual Handle Kitchen Faucet Models LKD2452, LKD2452BH and LKD2453

### FEATURES

#### Model LKD2452

- Three hole top mount installation
  - Three 1-1/2" (38mm) diameter faucet holes required
  - Maximum countertop thickness 1-1/4" (32mm)
- Dual metal handle mixing faucet
- Tubular brass hi-arc 360° swing spout with restricted flow aerator finished in flawless chrome plate
- 90° turn of the handle controls water from the drip-free off to full on.
- Requires 1/2" (13mm) I.P. connections on 8" (203mm) centers
- Removable ceramic disc cartridge
- Ship Wt. 5-1/2 lbs. (2Kg)
- Maximum flow rate
  - 2.5 GPM/9.5 L/min at 80 P.S.I.G.
  - 2.2 GPM/8.3 L/min at 60 P.S.I.G.

#### Model LKD2452BH

- Same as LKD2452 except with 4" (102mm) blade handles
- Ship Wt. 6 lbs. (3Kg)

#### Model LKD2453

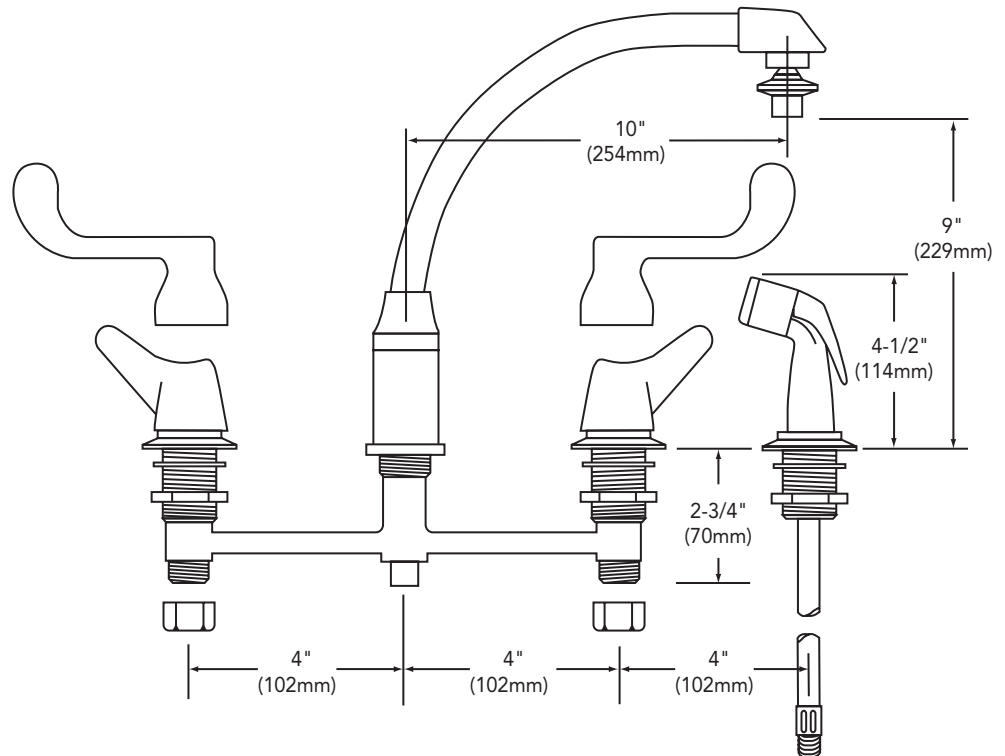
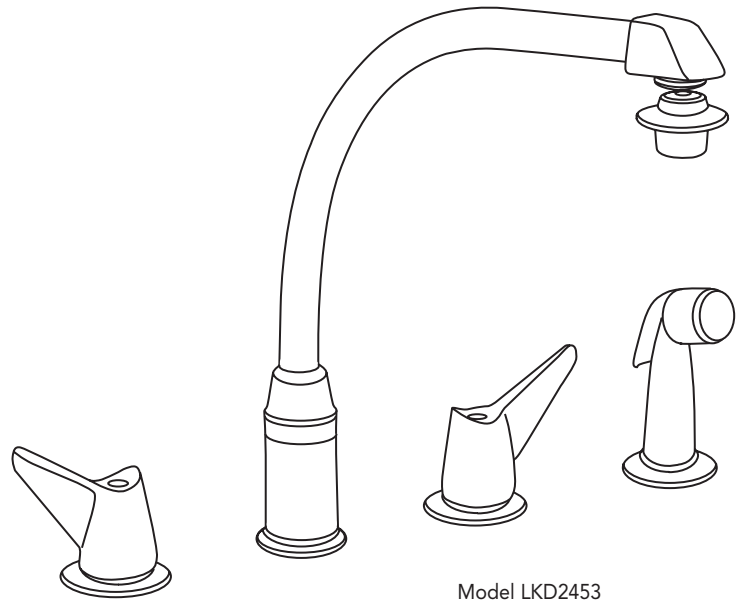
- Same as LKD2452 except with retractable spray and hose
- Ship Wt. 6 lbs. (3Kg)

### WARRANTY

- Limited Lifetime

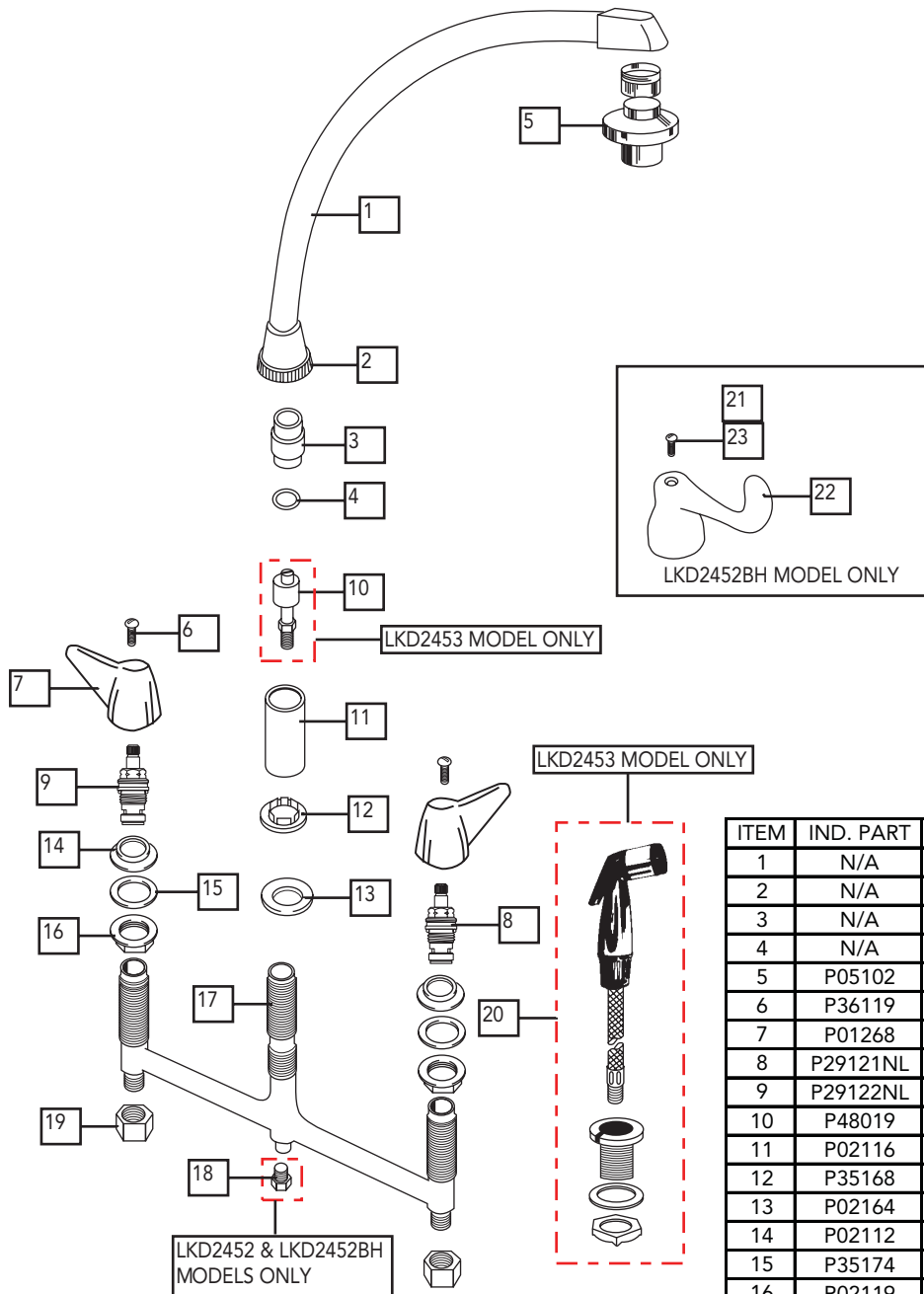
### COMPLIES WITH:

- ADA
- ANSI/NSF61 - Certified
- ASME 112.18.1/CSA B125-01
- CA AB1953/VT S152



SEE OTHER SIDE FOR REPLACEMENT PARTS

### Hi-Arc® Dual Handle Kitchen Faucet Models LKD2452, LKD2452BH and LKD2453



ITEM	IND. PART	KIT PART	DESCRIPTION
1	N/A	A53667R	SPOUT ASSEMBLY
2	N/A		
3	N/A		
4	N/A		
5	P05102		
6	P36119	A72839R	HANDLE ASSEMBLY
7	P01268		
8	P29121NL	N/A	RH CARTRIDGE
9	P29122NL	N/A	LH CARTRIDGE
10	P48019	N/A	DIVERTER
11	P02116	A52814R	ESCUTCHEON SLEEVE
12	P35168		
13	P02164	N/A	FLANGE
14	P02112	N/A	FLANGE
15	P35174	N/A	WASHER
16	P02119	N/A	LOCKNUT
17	P47032NL	A73645R	BODY ASSEMBLY
18	N/A		
19	P02103	N/A	COUPLING NUT
20	A55449R	N/A	SIDE SPRAY ASSEMBLY
21	P36115	A55180R	RH BH HANDLE ASSEMBLY
22	P01241		
22	P01241	A55179R	LH BH HANDLE ASSEMBLY
23	P36114		

\*Parts ending in NL effective 10/1/2009. Prior to 10/1/2009 order part less NL suffix.