

Hi-Arc® Dual Handle Kitchen Faucet Models LKDA2438 and LKD2438BH

FEATURES

Model LKD2438

- Three hole top mount installation
 - Three 1-1/2" (38mm) diameter faucet holes required
 - Maximum countertop thickness 1" (25mm)
- Dual handle mixing faucet
- Clear Crystalac handles.
- Tubular brass hi-arc 360° swing spout with restricted flow aerator finished in flawless chrome plate
- 90° turn of the handle controls water from the drip-free off to full on.
- Requires 1/2" (13mm) I.P. connections on 8" (203mm) centers
- Removable ceramic disc cartridge
- Ship Wt. 4-3/4 lbs. (2Kg)
- Maximum flow rate
 - 2.5 GPM/9.5 L/min at 80 P.S.I.G.
 - 2.2 GPM/8.3 L/min at 60 P.S.I.G.

Model LKD2438BH

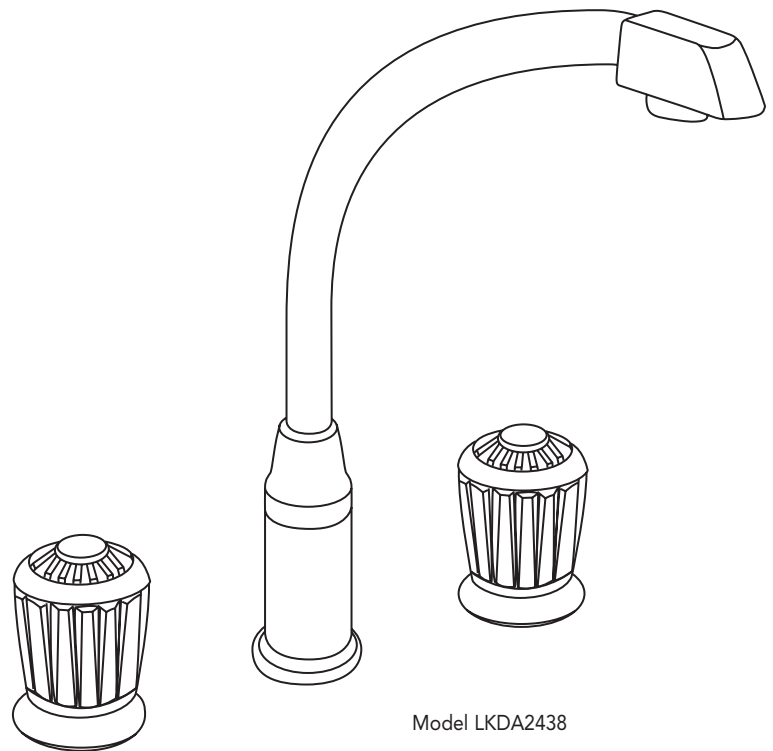
- Same as LKD2437 except with 4" (102mm) blade handles
- Ship Wt. 5-1/2 lbs. (2Kg)

WARRANTY

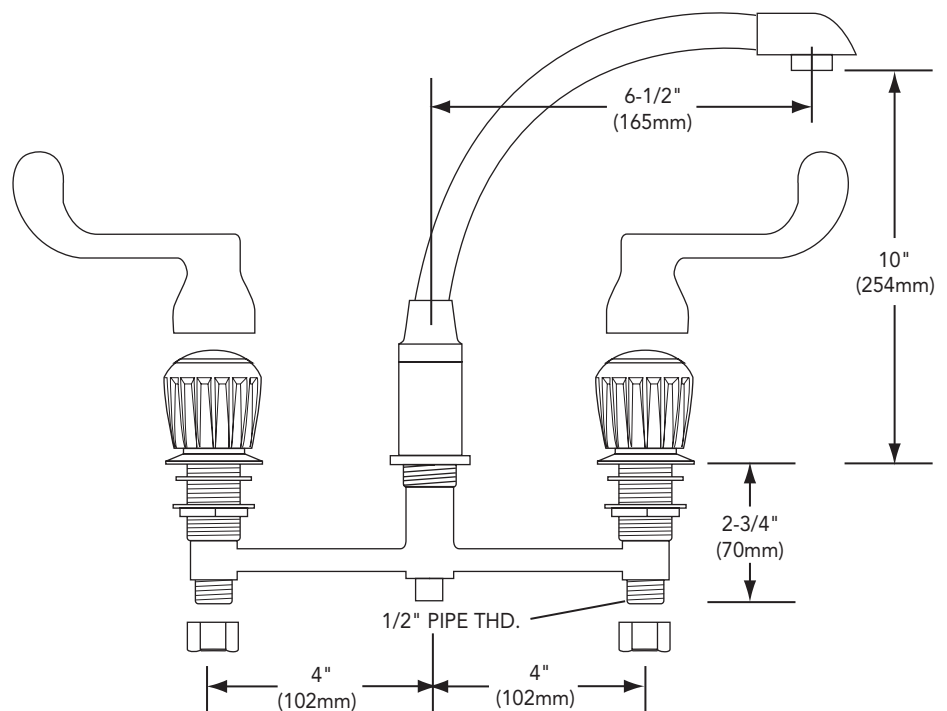
- Limited Lifetime

COMPLIES WITH:

- ADA
 - LKD2438BH model only
- ANSI/NSF61 - Certified
- ASME 112.18.1/CSA B125-01
- CA AB1953/VT S152

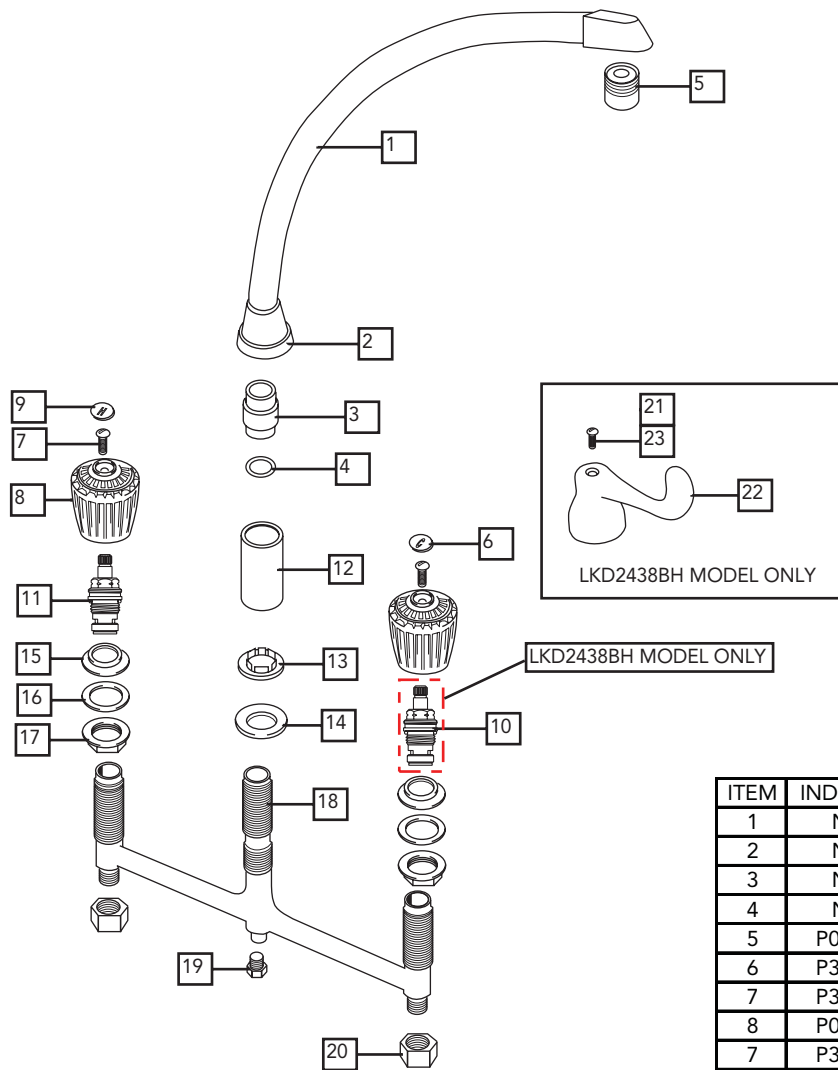


Model LKDA2438



SEE OTHER SIDE FOR REPLACEMENT PARTS

Hi-Arc® Dual Handle Kitchen Faucet Models LKDA2438 and LKD2438BH



ITEM	IND. PART	PART	DESCRIPTION
1	N/A		SPOUT ASSEMBLY
2	N/A		
3	N/A	A52817R	
4	N/A		
5	P05101		
6	P35212		RH HANDLE ASSEMBLY
7	P36133	A52835R	
8	P01264		LH HANDLE ASSEMBLY
7	P36133	A52834R	
8	P01264		
9	P35211		RH CARTRIDGE
10	P29121NL	N/A	LH CARTRIDGE
11	P29122NL	N/A	
12	P02116		ESCUTCHEON SLEEVE
13	P35168	A52814R	
14	P03133	N/A	FLANGE
15	P02164	N/A	FLANGE
16	P35174	N/A	WASHER
17	P02119	N/A	LOCKNUT
18	N/A		BODY ASSEMBLY
19	N/A	A73645R	
20	P02103	N/A	COUPLING NUT
21	P36114		RH BH HANDLE ASSEMBLY
22	P01241	A55180R	
22	P01241		LH BH HANDLE ASSEMBLY
23	P36115	A55179R	

*Parts ending in NL effective 10/1/2009. Prior to 10/1/2009 order part less NL suffix.