

MODELS RWM 8A-1 and 13A-1

RWM 8A-1 and 13A-1 PART LIST

REF NO.	PART NUMBER	DESCRIPTION	RWM L-REFRIG	RWM8A-1	RWM13A-1
1	10-14228-31-640	Projector	X	X	X
2	10-03227-40-560	Projector Gasket (2 each)	X	X	X
3	16-06091-08-550	Projector Nipple (included in item 4)	X	X	X
4	60-26502-51-550	Regulator Assembly*	X	X	X
4a	60-14200-51-550	Valve Assembly* (included in item 4)	X	X	X
4b	60-08050-51-550	Diaphragm Repair Kit* (for item 4a)	X	X	X
4c	60-14202-51-550	Valve Stem Assembly* (incl. in item 4)	X	X	X
5	60-26856-51-550	Projector Supply Line	X		
5	60-26649-51-550	Projector Supply Line		X	X
6	60-26856-51-550	Valve to Projector Line	X		
6	60-26564-51-550	Valve to Chiller Supply Line		X	X
7	60-15053-51-550	Inlet Supply Line	X		
7	60-26639-51-550	Inlet Supply Line		X	X
8	60-07553-51-590	Push Button Stem Assembly*	X	X	X
9	40-26741-43-730	Lever Arm for Push Button Assembly	X	X	X
10	60-14904-51-550	Wasteline	X	X	
10	60-26205-51-550	Precooler Assembly			X
11	16-07737-16-550	Precooler Baffle			X
12	16-02705-08-640	Strainer Plate	X	X	X
13	10-26399-31-640	Drain Plug	X	X	X
14	10-01471-40-560	Waste Gasket	X	X	X
15	60-26563-51-550	Lowside Assembly		X	X
15a	29-07864-51-550	Capillary Heat Exchanger (included in item 15)		X	X
16	16-01453-08-550	Tank Plug		X	X
17	19-42339-51-550	Primary Thermostat (adjustable)		X	X
18	19-15342-51-550	Secondary Thermostat (non-adjustable)		X	X
19	60-08394-51-550	Compressor Assembly		X	X
19a	19-10858-82-550	Starting Capacitor (included in item 19)		X	X
19b	19-07765-51-550	Relay (included in item 19)		X	X
19c	19-07724-51-550	Overload (MRP26ALL-34) (included in item 19)		X	X
20	10-10800-51-010	Drier		X	X
21	60-06283-51-550	Fan & Motor Assembly		X	X
21a	19-10193-51-550	Fan Motor (included in item 21)		X	X
21b	19-06285-04-550	Fan Blade (included in item 21)		X	X
21c	41-06286-51-730	Fan Bracket (included in item 21)		X	X
21d	11-14115-43-890	Speed Nut (included in item 21)		X	X
22	19-03090-51-560	Condenser		X	X
23	19-08219-09-560	Shroud		X	X
24	17-14820-42-830	Receptor	X	X	X
25	11-14772-43-890	Receptor Flange Nuts (4 each)	X	X	X
26	10-06876-08-640	Glass Filler Plug Button	X	X	X
27	40-07497-43-XXX	Wrap Around Panel (not shown)	X	X	X
28	11-03094-43-890	Panel Screws (4 each)	X	X	X
29	13-14905-31-920	Name Plate (not shown)	X	X	X
30	19-26683-51-550	Wiring Assembly		X	X

ACCESSORIES AVAILABLE

Glass Fillers - See Spec Book

Glass Filler Installation Kit - 73-26857-51-550 (Does not include Glass Filler)

Vandal Proof Kit - 73-15243-51-640*

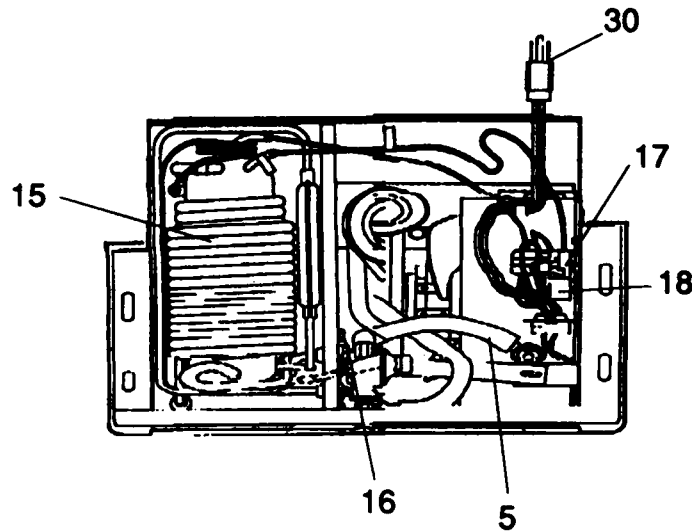
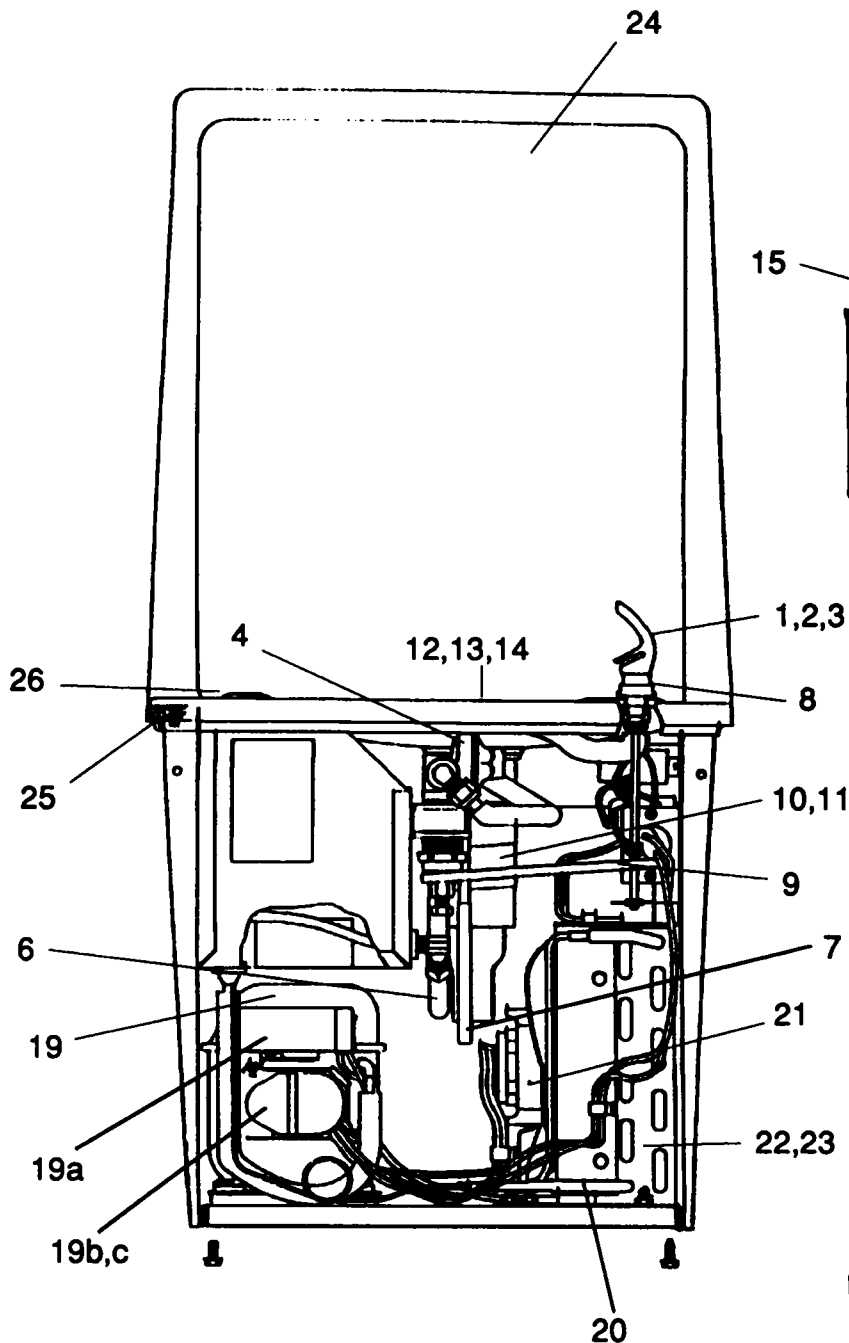
Water Filtration Kit - 73-15242-51-550* (mounts external to cooler)

XXX Please specify color when ordering. See Color Chart on page I-A for colors available.

*See Detailed Parts Section for further breakdown.

MODELS RWM 8A-1 and 13A-1

MODEL#	MFG DATE S/N ENDING	COLD WATER CAP*	COMP H/P	VOLTAGE ± 10	PH	HZ	TOTAL AMPS	R-12 REFRIG CHARGE*	WATER INLET PSIG
RWM8A-1	H88 - Current	8GPH	1/4	115	1	60	6	6.0	20-90
RWM13A-1	H88 - Current	13GPH	1/5	115	1	60	6	6.0	20-90
HEIGHT: 37½"			WIDTH: 18"			DEPTH: 14½"			
*ARI ratings: capacity at GPH cooled to 50° with 90°F ambient temperature and 80°F inlet water.									



**Top View with
Receptor Removed**

MODEL RWM 13

To order parts, contact your nearest Halsey Taylor wholesaler or representative.

Continued product improvement makes specifications subject to change without notice.

Halsey Taylor

MODELS RWM 8A and 13A (No Longer Available)

RWM 8A and 13A PART LIST

REF NO.	PART NUMBER	DESCRIPTION	RWM L-REFRIG	RWM8A	RWM13A
1	10-14228-31-640	Projector	X	X	X
2	10-03227-40-560	Projector Gasket (2 each)	X	X	X
3	10-14224-31-550	Projector Nipple (included in item 4)	X	X	X
4	60-14800-51-550	Regulator Assembly*	X	X	X
4a	60-14549-51-550	Valve Assembly* (included in item 4)	X	X	X
4b	60-08050-51-550	Diaphragm Repair Kit* (for item 4)	X	X	X
4c	60-14202-51-550	Valve Stem Assembly* (incl. in item 4)	X	X	X
5	60-07553-51-590	Push Button Stem Assembly*	X	X	X
6	40-26741-43-730	Lever Arm for Push Button Assembly	X	X	X
7	60-14904-51-550	Wasteline/Precooler Assembly	X	X	X
8	16-02705-08-640	Strainer Plate	X	X	X
9	10-26399-31-640	Drain Plug	X	X	X
10	10-01471-40-560	Waste Gasket	X	X	X
11	60-14819-51-550	Lowside Assembly		X	X
11a	29-07864-51-550	Capillary Heat Exchanger (included in item 11)		X	X
12	16-01453-08-550	Tank Plug (not shown)		X	X
13	19-42339-51-550	Primary Thermostat (adjustable)		X	X
14	19-15342-51-550	Secondary Thermostat (non-adjustable)		X	X
15	60-08394-51-550	Compressor Assembly		X	X
15a	19-10858-82-550	Starting Capacitor (included in item 15)		X	X
15b	19-07765-51-550	Relay (included in item 15)		X	X
15c	19-07724-51-550	Overload (MRP26ALL-34) (included in item 15)		X	X
16	10-10800-51-010	Drier		X	X
17	60-06283-51-550	Fan & Motor Assembly		X	X
17a	19-10193-51-550	Fan Motor (included in item 17)		X	X
17b	19-06285-04-550	Fan Blade (included in item 17)		X	X
17c	41-06286-51-730	Fan Bracket (included in item 17)		X	X
17d	11-14115-43-890	Speed Nut (included in item 17)		X	X
18	19-03090-51-560	Condenser		X	X
19	19-08219-09-560	Shroud		X	X
20	17-14820-42-830	Receptor	X	X	X
21	11-14772-43-890	Receptor Flange Nuts (4 each)(not shown)	X	X	X
22	10-06876-08-640	Glass Filler Plug Button	X	X	X
23	40-07497-43-XXX	Wrap Around Panel	X	X	X
24	11-03094-43-890	Panel Screws (14 each)	X	X	X
25	13-14905-31-920	Name Plate (not shown)	X	X	X
26	19-26683-51-550	Wiring Assembly (not shown)	X	X	X

ACCESSORIES AVAILABLE

Glass Fillers - See Spec Book

Glass Filler Installation Kit - 73-14810-51-550 (Does not include Glass Filler)

Vandal Proof Kit - 73-15243-51-640*

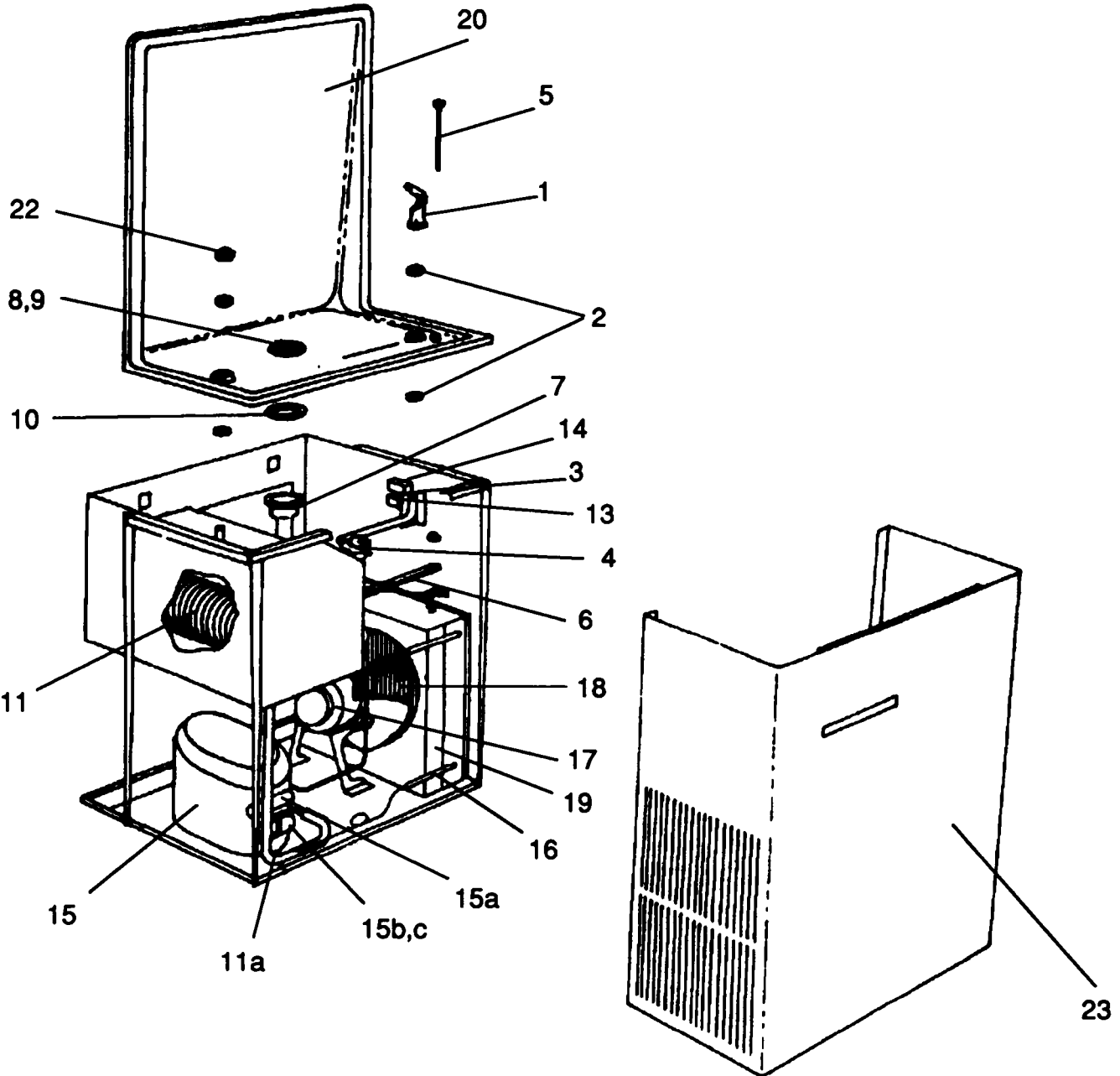
Water Filtration Kit - 73-15242-51-550* (mounts external to cooler)

XXX Please specify color when ordering. See Color Chart on page I-A for colors available.

*See Parts Section for further breakdown.

MODELS RWM 8A and 13A (No Longer Available)

MODEL#	MFG DATE S/N ENDING	COLD WATER CAP*	COMP H/P	VOLTAGE ± 10	PH	HZ	TOTAL AMPS	R-12 REFRIG CHARGE*	WATER INLET PSIG
RWM8A	G88 and older	8GPH	1/4	115	1	60	6	6.0	20-90
RWM13A	G88 and older	13GPH	1/5	115	1	60	6	6.0	20-90
HEIGHT: 37½"			WIDTH: 18"			DEPTH: 14½"			
*ARI ratings: capacity at GPH cooled to 50° with 90°F ambient temperature and 80°F inlet water.									



To order parts, contact your nearest Halsey Taylor wholesaler or representative.

Continued product improvement makes specifications subject to change without notice.

Halsey Taylor