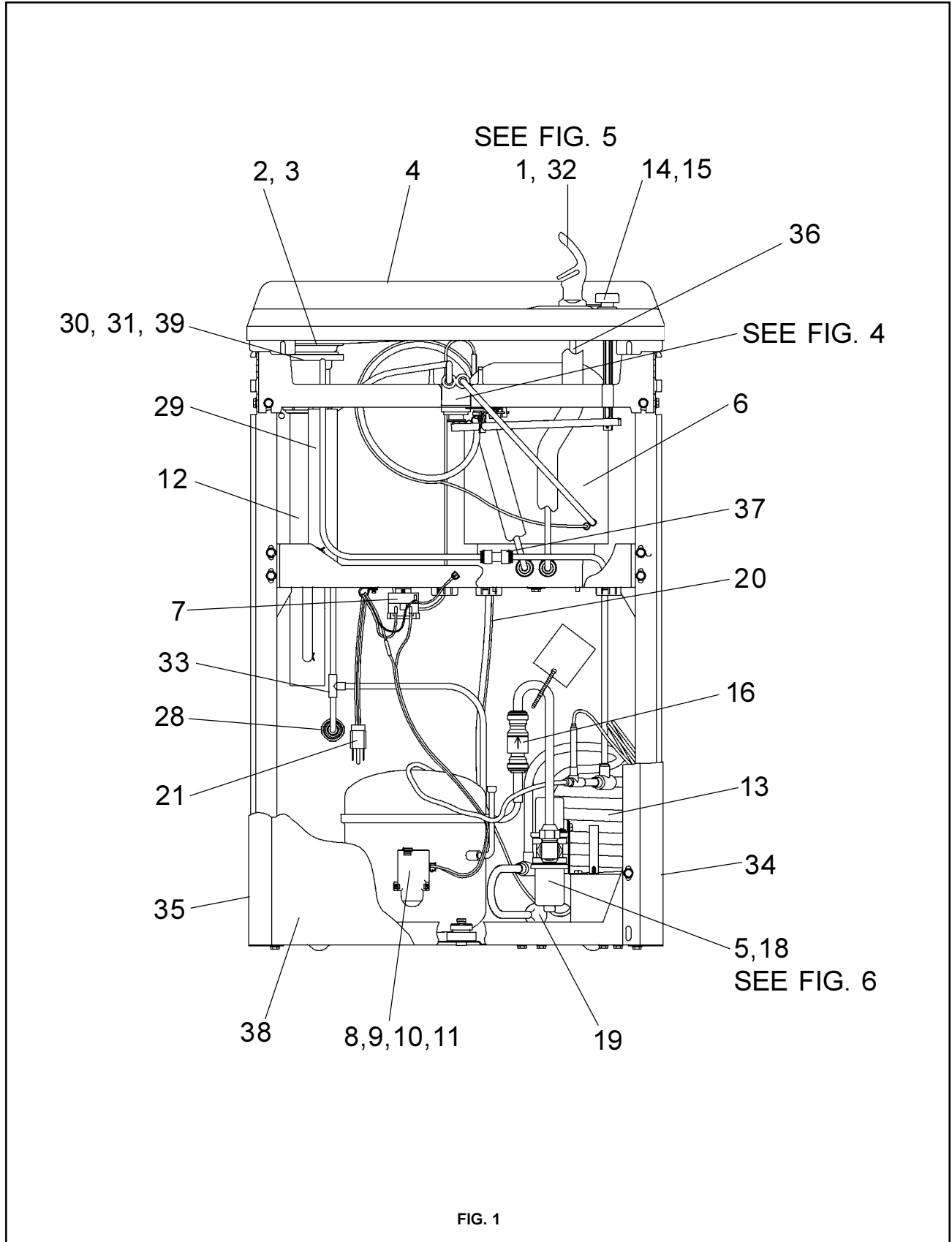


HALSEY TAYLOR OWNERS MANUAL

USES HFC-134A REFRIGERANT



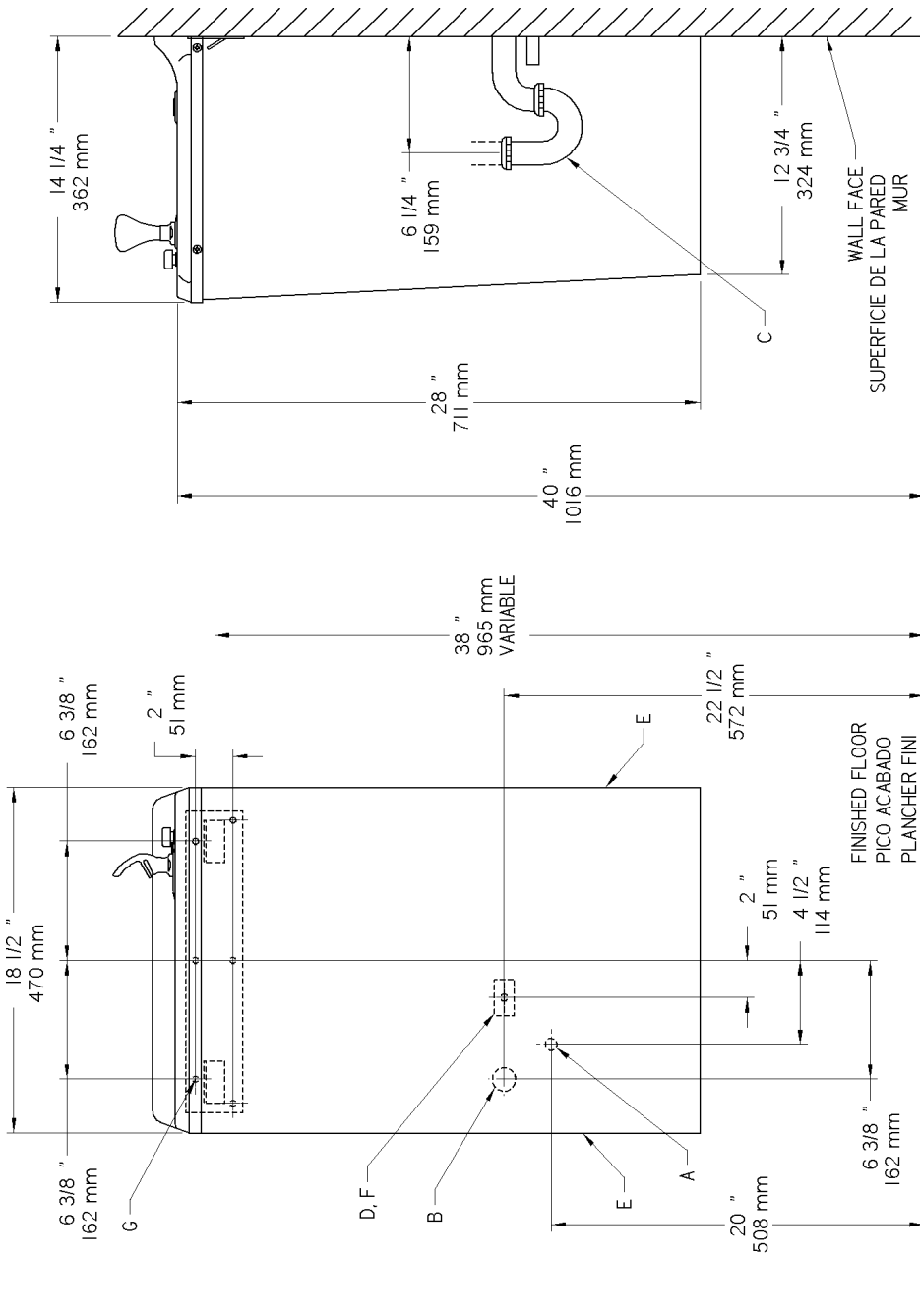


FIG. 2

LEGEND/LEYENDA/LÉGENDE
A = RECOMMENDED WATER SUPPLY LOCATION 3/8 O.D. UNPLATED COPPER TUBE CONNECT STUB OUT 1-1/2 IN. (38mm) FROM WALL SHUT OFF BY OTHERS
 SE RECOMIENDA UBICAR EL TUBO CORTO DE CONEXIÓN AL TUBO DE COBRE SIN CHAPAR DE 3/8" DE DIÁM. EXT. A 1-1/2" (38 mm) FUERA DE LA PARED DE LA LAVABO EN LA PARED COLOCADA POR TERCEROS.
 EMPLACEMENT RECOMMANDÉ D'ALIMENTATION EN EAU PAR TUBE EN CUIVRE NON PLAQUÉ DE 3/8 PO. (9.5 mm) D.E. CONNECTANT UNE TUYAUTERIE DE 1-1/2 PO. (38 mm) DEPUIS LE ROBINET D'ARRÊT FOURNI PAR D'AUTRES.

B = RECOMMENDED LOCATION FOR WASTE OUTLET 1-1/4" O.D. DRAIN
 UBICACIÓN RECOMENDADA PARA EL DRENAJE DE SALIDA DE AGUA DE 1 1/4" DE DIÁMETRO.
 EMPLACEMENT RECOMMANDÉ POUR LE DRAIN DE D.E. 1-1/4" DE SORTIE D'EAU.

C = 1-1/4 TRAP NOT FURNISHED
 PURGADOR DE 1 1/4" NO PROPORCIONADO
 SIPHON 1-1/4" NON FOURNI

D = ELECTRICAL OUTLET LOCATION
 UBICACIÓN DE LA TOMA DE ELECTRICIDAD
 EMPLACEMENT DE LA PRISE DE COURANT

E = INSURE PROPER VENTILATION BY MAINTAINING 4" (102mm) MIN. CLEARANCE FROM CABINET LOUVERS TO WALL
 ASEGURE UNA VENTILACIÓN ADECUADA MANTENIENDO UN ESPACIO E 4" (102mm) MIN. DE HOLFURA ENTRE LA REJILLA DE VENTILACIÓN DEL MUEBLE Y LA PARED
 ASSUREZ-VOUS UNE BONNE VENTILATION EN GARDANT 4" (102mm) MIN. ENTRE LES ÉVÉNENTS DE L'ENCEINTE ET LE MUR.

F = POWER CORD 4' (1219mm) LONG
 CABLE ELECTRICO DE 4' (1219mm), DE LARGO
 CORDON D'ALIMENTATION 4' (1219mm)

G = 1/4" (6mm) SCREW HOLES IN MOUNTING PLATE
 AGUJEROS DE TORNILLO 1/4" (6mm) EN LA PLACA DE MONTAJE
 TROUS DE VIS 1/4" (6mm) DANS LA PLAQUE DE MONTAGE

PUSH BUTTON VALVE ADJUSTMENT

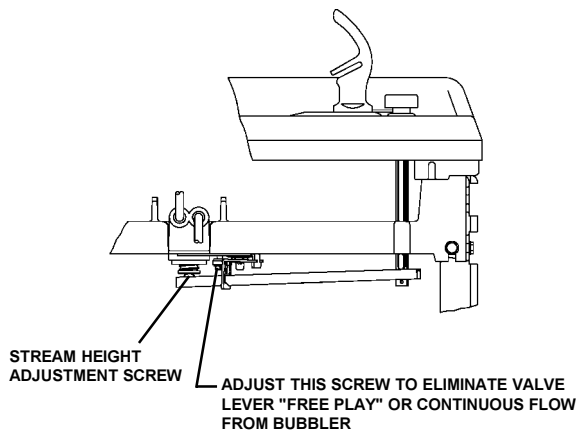


FIG. 3

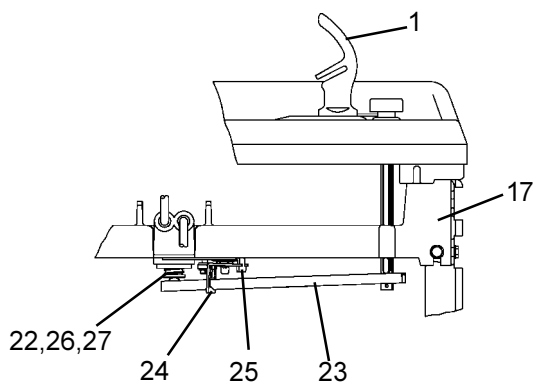
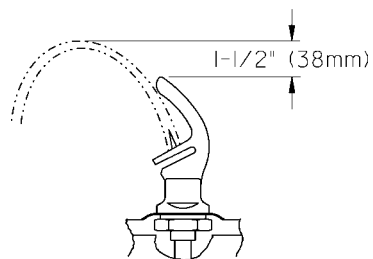


FIG. 4



CORRECT STREAM HEIGHT

FIG. 5

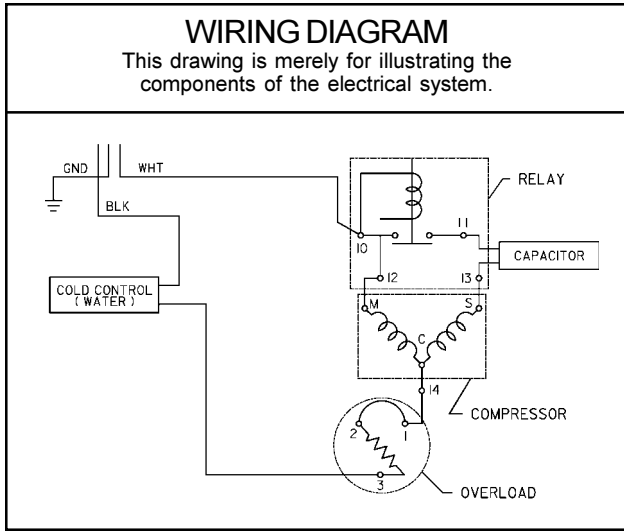
ITEMIZED PARTS LIST

ITEM NO.	PART NO.	DESCRIPTION
1	51544C	Bubbler
2	102639931640	Drain Plug
3	160270508640	Strainer Plate
4	28340C	Basin
5	75561C	Fitting-Elbow 3/8 x 3/8 NPT x 90
6	66506C	Evaporator
7	31513C	Cold Control
8*	35762C	Compressor Serv. Pak
9	31027C	Overload/Relay
10	194243901550	Electrical Shield
11	31797C	Relay Cover
12**	45697C	Precooler Assy
13	601418151550	Condenser
14	101453431640	Cap Push Button
15	101507531550	Push Button Stem
16	75494C	Check Valve
17	55860C	Regulator Bracket
18	40136C	Water Temperature Valve
19	66202C	Drier
20	66229C	Heat Exchanger
21	31517C	Power Cord
22	15005C	Regulator Retaining Nut
23	26860C	Regulator Lever
24	26861C	Pivot Bracket
25	26862C	Regulator Retaining Bracket
26	50986C	Regulator Holder
27	61314C	Regulator
28	55996C	Strainer
29	45670C	Vacuum Break
30	75588C	Nut - Slip Joint 1-1/4
31	55913C	Adaptor - Drain
32	56159C	Nipple - Bubbler
33	70682C	Tee - 1/4
34	See Color Table	Side Panel - Right
35	See Color Table	Side Panel - Left
36	56092C	Poly Tubing (Cut To Length)
37	70683C	Union - 1/4
38	See Color Table	Front Panel
39	75589C	Gasket
-	400660943730	Hanger Bracket

**Includes items 30, 31 & 39

*INCLUDES RELAY & OVERLOAD. IF UNDER WARRANTY, REPLACE WITH SAME COMPRESSOR USED IN ORIGINAL ASSEMBLY.

NOTE: All correspondence pertaining to any of the above water coolers or orders for repair parts MUST include Model No. and Serial No. of cooler, name and part number of replacement part.



CONDENSER WATER VALVE ADJUSTMENT

The condenser water valve is factory preset for a condenser water outlet temperature of 95° to 105° F. If actual temperature varies greatly from this, readjust water flow rate at the valve using the following procedures.

1. START UP COMPRESSOR

This can be accomplished by depressing the cooler push button (See Fig. 1 - Item 14). Keep water running during the entire readjustment procedure.

2. ADJUSTMENT CONDENSER WATER VALVE

Adjust valve by rotating adjustment stem. Rotating stem clockwise will decrease water flow. Counterclockwise rotation will increase water flow. Increasing water flow will result in a lower condenser outlet temperature, while decreasing water flow will result in a higher outlet temperature. Proper adjustment is attained when condenser outlet temperature is 95° to 105° F.

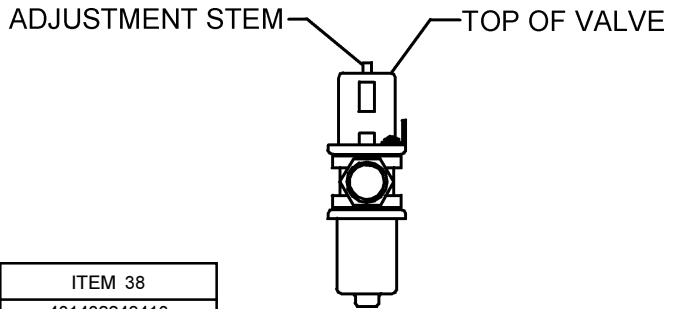


FIG. 6

COLOR	ITEM 34	ITEM 35	ITEM 38
Platinum (PV)	401484048410	401483948410	401432248410
Slate (SV)	401484048440	401483948440	401432248440
Stainless Steel (SS)	401484042830	401483942830	401432242830

Halsey Taylor
2222 CAMDEN COURT
OAK BROOK, IL 60523

PRINTED IN U.S.A.